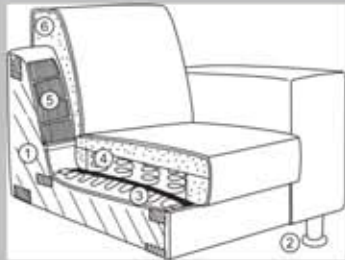


# FULTON

50058



**1. Frame:**

Consists of hardwood and top-grade 3/4" plywood

**2. Legs:**

Standard wooden leg (available in all wood finishes)

**3. Lower suspension:**

No-sag springs

**4. Seat:**

Coil springs encased in high density polyurethane foam and dacron


**5. Back suspension:**

Elastic webbing


**6. Back:**

High density polyurethane foam and dacron

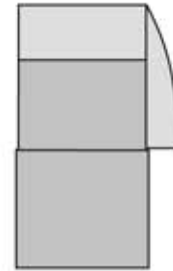
**Sectional pieces** All measurements are approximate: width/depth/height/seat height  
Line drawings are in 1/4" scale



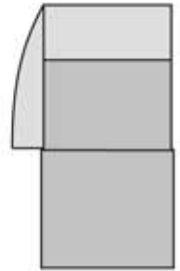
**P 06 raf**  
one arm sofa  
72/36/31/17



**P 07 laf**  
one arm sofa  
72/36/31/17

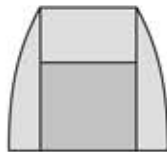


**K 06 raf**  
one arm chaise  
40/66/31/17

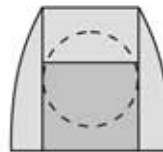


**K 07 laf**  
one arm chaise  
40/66/31/17

**Freestanding pieces:**



**M**  
armchair  
40/36/31/17



**MD**  
swivel chair  
40/36/32/18



**N**  
loveseat  
68/36/31/17



**P**  
sofa  
80/36/31/17



**P 003**  
large sofa  
88/36/31/17



**GF**  
ottoman  
24/21/16

**Additional information:**

Contrast stitching available.

Please refer to samples.

Two-tone combinations not available.

